



7330V Pro-Stik II Sensor Data Sheet

Flexible PVDF Magnetostrictive Sensor with Field Programmable Span

The 7330V Pro-Stik II takes field proven magnetostrictive sensing technology and incorporates features such as intrinsic safety and a field programmable span. This is then packaged in our patented Stik design, making the Pro-Stik II ideal for level monitoring in a variety of liquids and tank designs.

Sensors are available in flexible and semi-flexible PVDF (polyvinylidene fluoride) in lengths up to 40 ft. Ideal for use in tall tanks or installations when overhead room is limited. PVDF material provides an excellent option for monitoring chemicals not compatible with stainless steel.

All of the sensor's electronics are SMT components integrated into the 5/8" diameter sensing tube. This breakthrough in package design eliminates the electronics enclosure at the top of the sensor, which improves the environmental seal and offers greater options for insertion and mounting in tanks and vessels.

The 7330V Pro-Stik II is a loop powered intrinsically safe sensor with a scaleable 4 - 20mA span that provides 0.1% accuracy, full scale. The only calibration required is to set the upper and lower limits of the span.



The probe provides a security feature by utilizing a timing sequence that is used to unlock the probe for programming. This ensures that the span cannot be accidentally programmed by someone in the field.

The 7330V has a unique diagnostic output that provides continuous information about the float's position. If the float is below the

set span, but within the active region of the probe, the sensor output is 3.9mA. If the float is above the set span, but within the active region, the output is 20.1mA. If the float is either above or below the active range or the signal is lost for any reason, then the output is 3.8mA. The 7330 Pro-Stik II can be "Bench" calibrated to set the zero and span or an optional housing with push-button setting of the zero and span at the tank is available

A variety of floats and mounting accessories are available to fit virtually any application. In addition, a rigid 316SS probe is available for lengths up to 24 feet, and a 3A sanitary probe is available for food processing and pharmaceutical applications. Contact the factory to match your needs today.

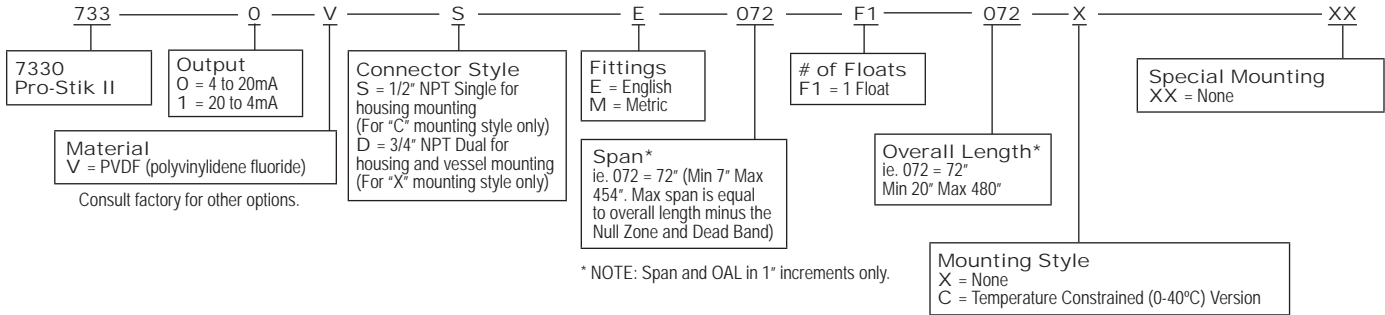


Specifications			
Operating Voltage	13.5 to 30 VDC	Enclosure Material Rating	PVDF IP68
Output Operating Output	4 to 20mA	Probe Overall Length PVDF Style C	20" to 192"
Diagnostic Output	3.9mA and 20.1mA, float outside of span 3.8mA, no signal received (Note: Diagnostic Tolerance +/- 0.02mA)	PVDF Style X	25" to 480" Consult factory for longer lengths
Operating Temperature	-20° to 70° C	Hazardous Areas Approvals	 
Pressure Rating	PVDF Probe: 150 psi max. Floats: Dependent. Call Factory.	FM, CSA -20° ≤ Tamb ≤ 70° C Class I, II, III, Div. 1 Groups C, D, E, F, G, T4 Class I, Div. 2 Groups A, B, C, D, T4 Class I, Zone 0, AEx ia IIB T4	
Resolution	0.025% of span or 0.014", (Whichever is Greater)	ATEX	Ex ia IIB T4 NEMKO 04 ATEX 1357X CE 0344 Ex II 1G
Repeatability	0.014" + 0.05% of span typical, 0.014" + 0.4% of span maximum		
Accuracy	0.1% of span or 0.050" (Whichever is Greater)		
Null Zone	C Mounting Style: 9" X Mounting Style: 12"		
Dead Band	C Mounting Style: 3" X Mounting Style: 6" to 14" (depends on overall length)		
Intrinsically Safe Barrier	See Installation Drawing E0240200		

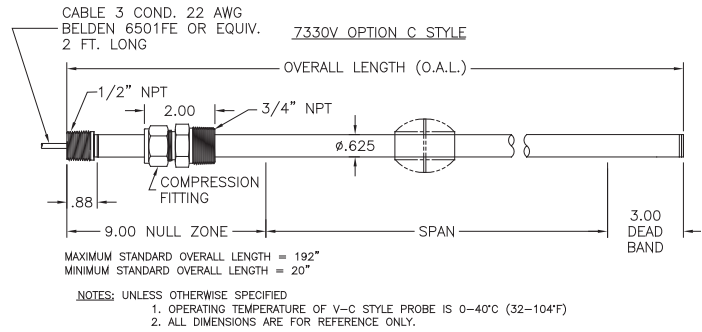
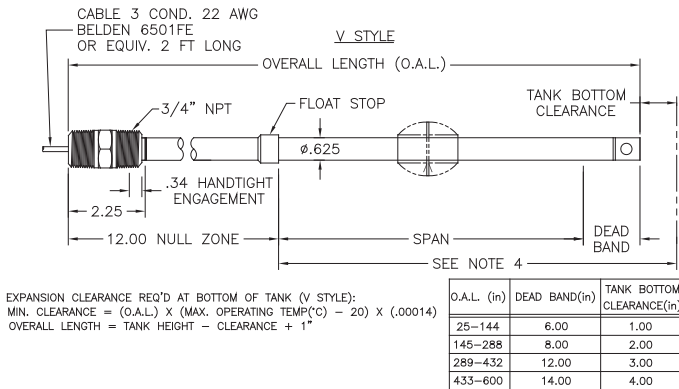
Specifications are subject to change without notice. Patented.

7330V Pro-Stik II Flexible PVDF

Part Numbering



Dimension Drawing



Accessories

Item	Part Number
Float: 316 Stainless Steel, 2.05" dia., 0.56s.g.	14020002
Weight Kit: for use with PVDF probes with OAL of 146" to 288" 316 Stainless Steel components, 2"d x 7"h weight and retaining pin. (For use with "X" style mounting)	SD0517408
Weight Kit: for use with PVDF probes with OAL of 289" to 432" 316 Stainless Steel components, 2"d x 11"h weight and retaining pin. (For use with "X" style mounting)	SD0517411
Weight Kit: for use with PVDF probes with OAL of 433" to 480" 316 Stainless Steel components, 2"d x 13"h weight and retaining pin. (For use with "X" style mounting)	SD0517413
Float Spacer: PVDF split ring spacer and screws. (For use with "C" style mounting)	SD0511000

Wiring Diagram

Signal Name	Pigtail Cable
Loop (-)	Black
Prgm Input	White
Loop (+)	Red